

# China Trade in Dec 2020

## Strong momentum continued

Latest trade figures surprised on the upside. Export of goods rose 18.1% whereas import increased 6.5% YoY in Dec. Annual export/import growth was +3.6%/-1.1% YoY, respectively, in 2020 (our estimate was 2.0%/-1.1%). China was among the few countries realizing positive export growth against the backdrop of COVID-19 this year, booking trade surplus at US\$ 535bn.

- **Electronics and durable household items lifted export.** New product launches in 4Q as well as increasing demand boosted export growth of mobile phones (+18.1% in Dec 2020 and 0.9% in 2020). Computers, ICs and audio & video equipment also expanded export growth in Dec, up 11.6%, 39.4% and 30.7% YoY, respectively. Export of household appliances increased vigorously by 58.6% YoY and that of furniture rose 31% YoY in Dec 2020, as overseas demand for durable household items stood up high. On the other hand, textile yarn and fabrics decelerated export growth to 12.6% YoY in Dec, after recording above 30% growth since Apr.
- **Import increased over a broad spectrum of goods,** as domestic demand continued to pick up. Import of iron ore and unwrought copper increased 29.8%/21.9% in Dec-20, respectively, indicating strong industrial and construction activities. Electronics and mechanical products also accelerated growth, such as integrated circuits (+26.5% YoY in Dec 2020 and 14.6% in 2020), and automobiles (+56% in Dec 2020 and -4.2% in 2020). We think with the resumption of overseas supply chain, booming domestic demand and open-up policies, goods imports may continue to strengthen in China.
- **Other highlights in 2020 trade data.** 1) By geography, ASEAN has surpassed EU to become China's largest trading partner, ranking first by import origination and third by export destination. 2) Duty-free goods imports reached US\$ 3.97bn in 2020, up 21.6% YoY. 3) China has been grabbing a larger share in global goods exports since this year thanks to speedier production recovery, accounting for 14.4% of World's total exports at end-3Q20 vs. 13.1% at YE19 based on 4-quarter rolling sum.
- **Trade outlook in 2021.** On one hand, synchronized recovery of global economy is likely to strengthen trade growth overall. On the other hand, production recovery in competing countries could make it more difficult for Chinese goods to gain market share. We forecast export/import growth will resume to 8%/10% in 2021 on this year's lower base amid COVID-19. Risks include 1) deceleration of export growth in 2H21 after pent-up demand for durable goods is fulfilled; 2) stronger RMB denting profitability and attractiveness of export industries.

### Trade Data Summary

in US\$ billion	Aug-20	Sep-20	Oct-20	Nov-20	Dec-20	2020A	2021E
Export value	235.3	239.8	237.2	268.1	281.9	2,590.7	
YoY growth (%)	9.5	9.9	11.4	21.1	18.1	3.6	8.0
Import value	176.3	202.8	178.7	192.7	203.8	2,055.6	
YoY growth (%)	-2.1	13.2	4.7	4.5	6.5	-1.1	10.0
Trade balance	58.9	37.0	58.4	75.4	78.2	535.0	

Source: China Customs, CMBIS

### Ding Wenjie, PhD

(852) 3900 0856 /  
 (86) 755 2367 5597  
 dingwenjie@cmbi.com.hk

### Related Reports

#### Thematic reports

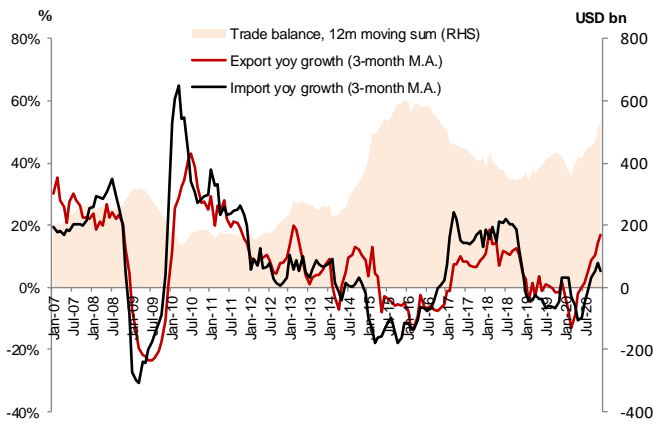
1. Revisiting China-US Phase One Deal – How much of the trade target has been achieved? - 14 Aug 2020
2. The return of street vendors – 8 Jun 2020
3. Takeaways of 2020 Government Work Report – 25 May 2020
4. Employment situations in light of COVID-19 – 5 May 2020
5. Policy support and demand boost – 30 Mar 2020

#### On monthly China economy

1. China Economy in Nov: Growth spurred by demand and supply – 16 Dec 2020
2. China Economy in Oct: Holiday boosted consumption spending – 16 Nov 2020
3. China Economy in 3Q: Service sector took longer to recover – 20 Oct 2020
4. China Economy in Aug: Healthy recovery with favorable trends – 16 Sep 2020
5. China Economy in Jul: Mild pace of recovery – 17 Aug 2020
6. China Economy in 2Q: Looking forward to more balanced recovery – 17 Jul 2020
7. China Economy in May: Recovery and bifurcation – 16 Jun 2020

#### On inflation/PMI monitors

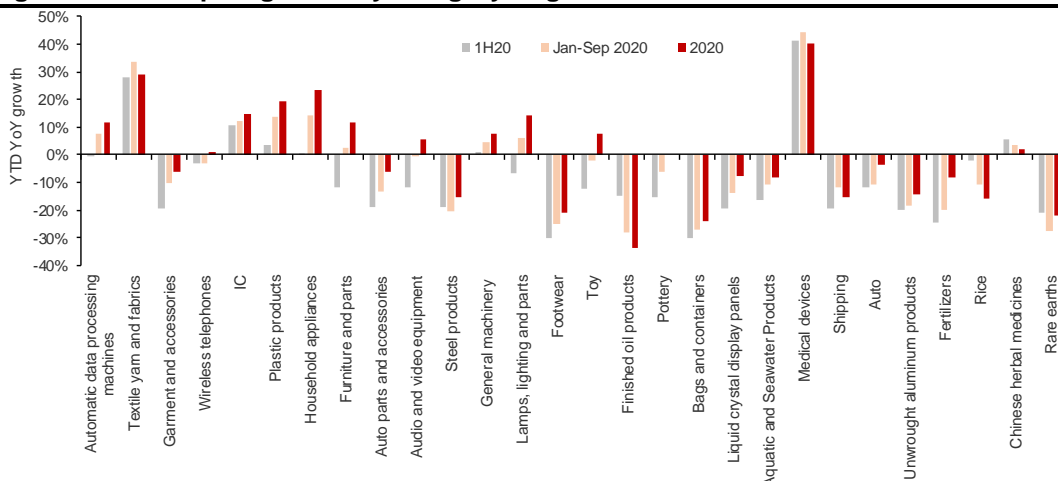
1. China inflation in Sep – Food impact waned; oil price dragged PPI growth - 15 Oct 2020
2. China inflation in Aug – Ex-food inflation monitors trended well – 9 Sep 2020

**Figure 1: Export/import increased 18.1%/6.5% YoY in Dec 2020, respectively**


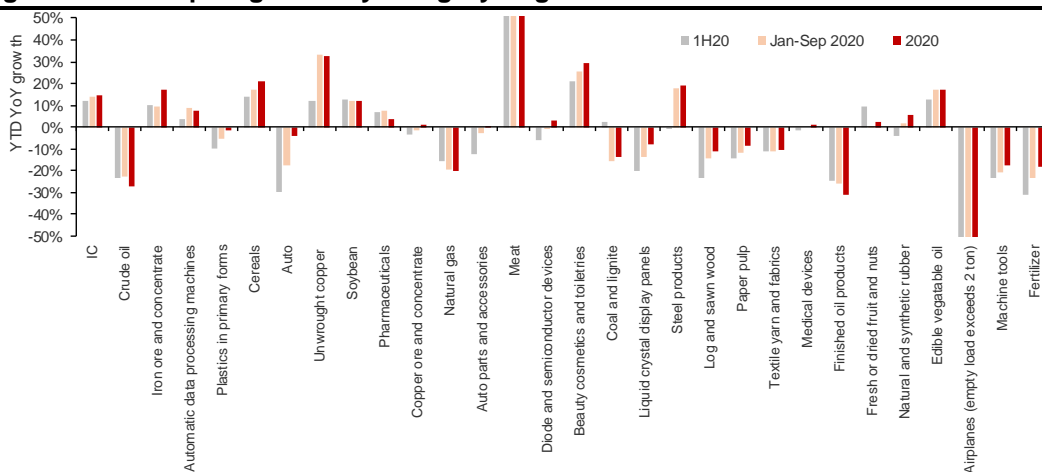
Source: China Customs, Wind, CMBIS

**Figure 2: China is grabbing a larger share in World's goods exports**

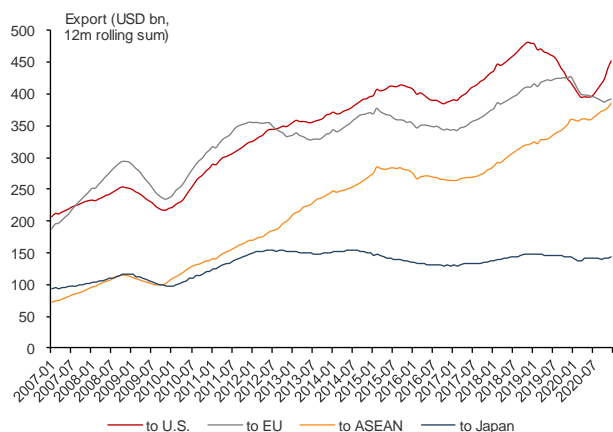

Source: WTO, CMBIS

**Figure 3: YTD export growth by category of goods**


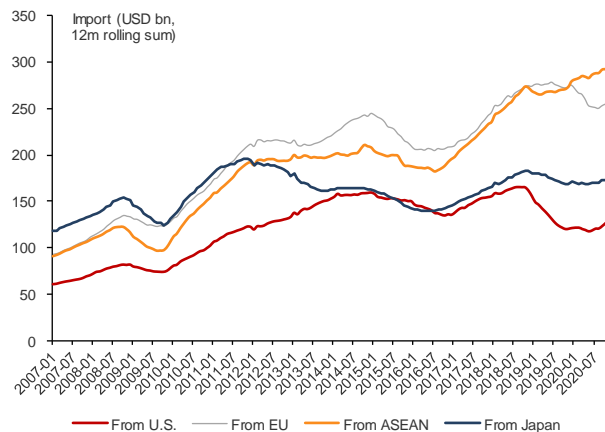
Source: China Customs, Wind, CMBIS

**Figure 4: YTD export growth by category of goods**


Source: China Customs, Wind, CMBIS

**Figure 5: Export from China by destination**

Source: China Customs, Wind, CMBIS

**Figure 6: Import to China by origination**

Source: China Customs, Wind, CMBIS

# Disclosures & Disclaimers

## Analyst Certification

The research analyst who is primary responsible for the content of this research report, in whole or in part, certifies that with respect to the securities or issuer that the analyst covered in this report: (1) all of the views expressed accurately reflect his or her personal views about the subject securities or issuer; and (2) no part of his or her compensation was, is, or will be, directly or indirectly, related to the specific views expressed by that analyst in this report.

Besides, the analyst confirms that neither the analyst nor his/her associates (as defined in the code of conduct issued by The Hong Kong Securities and Futures Commission) (1) have dealt in or traded in the stock(s) covered in this research report within 30 calendar days prior to the date of issue of this report; (2) will deal in or trade in the stock(s) covered in this research report 3 business days after the date of issue of this report; (3) serve as an officer of any of the Hong Kong listed companies covered in this report; and (4) have any financial interests in the Hong Kong listed companies covered in this report.

## CMBIS Ratings

<b>BUY</b>	: Stock with potential return of over 15% over next 12 months
<b>HOLD</b>	: Stock with potential return of +15% to -10% over next 12 months
<b>SELL</b>	: Stock with potential loss of over 10% over next 12 months
<b>NOT RATED</b>	: Stock is not rated by CMBIS

<b>OUTPERFORM</b>	: Industry expected to outperform the relevant broad market benchmark over next 12 months
<b>MARKET-PERFORM</b>	: Industry expected to perform in-line with the relevant broad market benchmark over next 12 months
<b>UNDERPERFORM</b>	: Industry expected to underperform the relevant broad market benchmark over next 12 months

## CMB International Securities Limited

**Address:** 45/F, Champion Tower, 3 Garden Road, Hong Kong, Tel: (852) 3900 0888 Fax: (852) 3900 0800

**CMB International Securities Limited ("CMBIS") is a wholly owned subsidiary of CMB International Capital Corporation Limited (a wholly owned subsidiary of China Merchants Bank)**

## Important Disclosures

There are risks involved in transacting in any securities. The information contained in this report may not be suitable for the purposes of all investors. CMBIS does not provide individually tailored investment advice. This report has been prepared without regard to the individual investment objectives, financial position or special requirements. Past performance has no indication of future performance, and actual events may differ materially from that which is contained in the report. The value of, and returns from, any investments are uncertain and are not guaranteed and may fluctuate as a result of their dependence on the performance of underlying assets or other variable market factors. CMBIS recommends that investors should independently evaluate particular investments and strategies, and encourages investors to consult with a professional financial advisor in order to make their own investment decisions.

This report or any information contained herein, have been prepared by the CMBIS, solely for the purpose of supplying information to the clients of CMBIS or its affiliate(s) to whom it is distributed. This report is not and should not be construed as an offer or solicitation to buy or sell any security or any interest in securities or enter into any transaction. Neither CMBIS nor any of its affiliates, shareholders, agents, consultants, directors, officers or employees shall be liable for any loss, damage or expense whatsoever, whether direct or consequential, incurred in relying on the information contained in this report. Anyone making use of the information contained in this report does so entirely at their own risk.

The information and contents contained in this report are based on the analyses and interpretations of information believed to be publicly available and reliable. CMBIS has exerted every effort in its capacity to ensure, but not to guarantee, their accuracy, completeness, timeliness or correctness. CMBIS provides the information, advices and forecasts on an "AS IS" basis. The information and contents are subject to change without notice. CMBIS may issue other publications having information and/ or conclusions different from this report. These publications reflect different assumption, point-of-view and analytical methods when compiling. CMBIS may make investment decisions or take proprietary positions that are inconsistent with the recommendations or views in this report.

CMBIS may have a position, make markets or act as principal or engage in transactions in securities of companies referred to in this report for itself and/or on behalf of its clients from time to time. Investors should assume that CMBIS does or seeks to have investment banking or other business relationships with the companies in this report. As a result, recipients should be aware that CMBIS may have a conflict of interest that could affect the objectivity of this report and CMBIS will not assume any responsibility in respect thereof. This report is for the use of intended recipients only and this publication, may not be reproduced, reprinted, sold, redistributed or published in whole or in part for any purpose without prior written consent of CMBIS.

Additional information on recommended securities is available upon request.

For recipients of this document in the United Kingdom

This report has been provided only to persons (I) falling within Article 19(5) of the Financial Services and Markets Act 2000 (Financial Promotion) Order 2005 (as amended from time to time) ("The Order") or (II) are persons falling within Article 49(2) (a) to (d) ("High Net Worth Companies, Unincorporated Associations, etc.") of the Order, and may not be provided to any other person without the prior written consent of CMBIS.

For recipients of this document in the United States

CMBIS is not a registered broker-dealer in the United States. As a result, CMBIS is not subject to U.S. rules regarding the preparation of research reports and the independence of research analysts. The research analyst who is primary responsible for the content of this research report is not registered or qualified as a research analyst with the Financial Industry Regulatory Authority ("FINRA"). The analyst is not subject to applicable restrictions under FINRA Rules intended to ensure that the analyst is not affected by potential conflicts of interest that could bear upon the reliability of the research report. This report is intended for distribution in the United States solely to "major US institutional investors", as defined in Rule 15a-6 under the US, Securities Exchange Act of 1934, as amended, and may not be furnished to any other person in the United States. Each major US institutional investor that receives a copy of this report by its acceptance hereof represents and agrees that it shall not distribute or provide this report to any other person. Any U.S. recipient of this report wishing to effect any transaction to buy or sell securities based on the information provided in this report should do so only through a U.S.-registered broker-dealer.

For recipients of this document in Singapore

This report is distributed in Singapore by CMBI (Singapore) Pte. Limited (CMBISG) (Company Regn. No. 201731928D), an Exempt Financial Adviser as defined in the Financial Advisers Act (Cap. 110) of Singapore and regulated by the Monetary Authority of Singapore. CMBISG may distribute reports produced by its respective foreign entities, affiliates or other foreign research houses pursuant to an arrangement under Regulation 32C of the Financial Advisers Regulations. Where the report is distributed in Singapore to a person who is not an Accredited Investor, Expert Investor or an Institutional Investor, as defined in the Securities and Futures Act (Cap. 289) of Singapore, CMBISG accepts legal responsibility for the contents of the report to such persons only to the extent required by law. Singapore recipients should contact CMBISG at +65 6350 4400 for matters arising from, or in connection with the report.