

L.K. Technology (558 HK)

Key takeaways from plant visit in Shenzhen

- **Integrated die-casting solution continues to offer cost advantage to auto makers.** LK believes that the replacement of welding by die-casting will continue, as it helps auto makers achieve: **(1) Cost reduction:** 40% reduction in capex and 30% decrease in floor area taken by production line; **(2) Lightweighting:** 10-20% reduction in total car weight, translating into a 14% enhancement in driving range/charging for NEV; and **(3) Production efficiency:** production cycle is shortened substantially from 120mins to 110-120s by applying integrated die-casting technology.
- **Estimated market size of ultra-large size die-casting machinery.** According to LK, each ultra-large size die-casting machine can produce ~155k units of component annually. Each NEV generally needs three pieces of large die-casting parts. Assuming 12.5mn units of NEV demand in China in 2025E (according to CMBI auto team), we estimate the total operating volume of die-casting machines will potentially reach ~300 sets (assuming 80% utilization rate) if integrated die-casting solution is fully applied. The ultra-large size die-casting machinery (6000T and above) market will potentially reach ~RMB19bn by 2025E (based on estimated ASP of RMB63mn).
- **New production plant to boost capacity growth in FY24E (Mar year-end).** Hangzhou Bay plant is LK's new production base which is expected to commence operation in Jul/Aug 2023. Upon completion, LK's monthly capacity of ultra-large size die-casting machine will increase substantially from 2-3 sets currently to 8 sets.
- **Launch of new products and cross-selling strategy.** Two ultra-large size die-casting unit models with large tonnage (>12,000T) will be launched in 2HFY24E, which is specifically designed for the production of (i) front, middle and rear chassis for A00 class models, and (ii) mid-floor battery tray. On the other hand, LK plans to boost the sales of CNC machines through cross-selling strategy, given the standard combination of one unit of die-casting machine and four units of CNC machine.
- **Potential earnings recovery in FY24E.** Given the gradual recovery of sales in 2HFY23E (Oct 2022 - Mar 2023), we see potential for LK's to achieve revenue growth of 10-20% YoY and stable net profit in FY23E (note: 1HFY23E revenue/ net profit growth: +3%/ -33% due to lockdown in SH). Going forward, LK targets to deliver a 30% YoY revenue growth in FY24E, mainly driven by the rising contribution of ultra-large size die-casting machinery (The average selling price of 6,000-9,000T/12,000T models: RMB40-50mn/RMB100mn).

Earnings Summary

(YE 31 Mar)	FY19A	FY20A	FY21A	FY22A
Revenue (HK\$ mn)	3,604	2,746	4,021	5,362
YoY growth (%)	-3.3	-23.8	46.4	33.4
Net income (HK\$ mn)	191	3	344	626
EPS (HK\$)	0.160	0.003	0.262	0.456
YoY growth (%)	-26.3	-98.3	9430.9	74.0
Consensus EPS (HK\$)	n/a	n/a	n/a	n/a
P/E (x)	58.7	3416.1	35.8	20.6
P/B (x)	5.8	6.2	5.0	3.5
Yield (%)	0.5	0.0	0.6	1.0
ROE (%)	8.7	0.2	15.5	20.3
Net gearing (%)	28.4	49.4	20.5	14.2

Source: Company data, CMBIGM

NOT RATED

Current Price

HK\$9.40

China Capital Goods

Wayne Fung, CFA

(852) 3900 0826

waynefung@cmbi.com.hk

Katherine Ng

(852) 3761 8725

katherineng@cmbi.com.hk

Stock Data

Mkt Cap (HK\$ mn)	12,938
Avg 3 mths t/o (HK\$ mn)	125.27
52w High/Low (HK\$)	19.76/ 5.84
Total Issued Shares (mn)	1,370.4

Source: Bloomberg

Shareholding Structure

Liu's family	62.3%
Others	37.7%

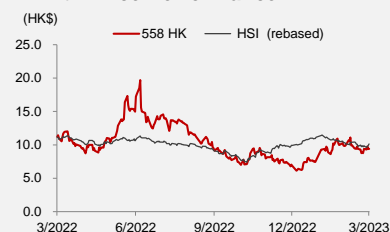
Source: HKEx

Share Performance

	Absolute	Relative
1-mth	-4.7%	-0.6%
3-mth	33.0%	33.6%
6-mth	-1.3%	-8.5%

Source: Bloomberg

12-mth Price Performance



Source: Bloomberg


Auditor: PricewaterhouseCoopers

Related Reports

1. L.K. Technology (558 HK, NR) – Solid results in FY21; Strong backlog to drive further growth – 30 Jun 2021
2. L.K. Technology (558 HK, NR) – Beneficiary of new energy vehicles capex growth – 4 Feb 2021

Figure 1: LK's 3500T die-casting machine

Source: Company data, CMBIGM

Figure 2: Auto parts produced by LK die-casting machine

Source: Company, CMBIGM

Figure 3: Heatsink and filter applied in 5G communication produced by LK die-casting machine

Source: Company, CMBIGM

Figure 4: Escalator step produced by LK die-casting machine

Source: Company, CMBIGM

Figure 5: LK's revenue breakdown

	FY18	FY19	FY20	FY21	FY22
Revenue (HK\$ mn)					
Die-casting machine	2,618	2,602	1,909	2,700	3,907
Plastic injection moulding	1,079	949	756	1,246	1,365
CNC machining centre	142	103	99	118	181
Total (before inter-segment elimination)	3,839	3,653	2,765	4,064	5,453
Inter-segment eliminations	(110)	(49)	(19)	(43)	(91)
Total revenue	3,729	3,604	2,746	4,021	5,362
Growth (YoY)					
Die-casting machine	11.1%	-0.6%	-26.6%	41.5%	44.7%
Plastic injection moulding	27.1%	-12.1%	-20.3%	64.7%	9.6%
CNC machining centre	4.9%	-27.6%	-3.1%	19.0%	53.0%
Total (before inter-segment elimination)	14.9%	-4.8%	-24.3%	47.0%	34.2%
Inter-segment eliminations	-4.0%	-55.7%	-61.9%	130.7%	110.8%
Total revenue	15.6%	-3.3%	-23.8%	46.4%	33.4%

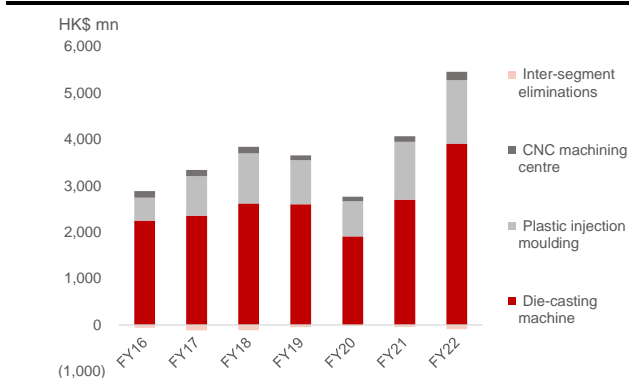
Source: Company data, CMBIGM

Figure 6: LK's financials

YE Mar 31 (HK\$ mn)	FY18	FY19	FY20	FY21	FY22
Revenue					
Die-casting machine	2,618	2,602	1,909	2,700	3,907
Plastic injection moulding	1,079	949	756	1,246	1,365
CNC machining centre	142	103	99	118	181
Total (before inter-segment elimination)	3,839	3,653	2,765	4,064	5,453
Inter-segment eliminations	(110)	(49)	(19)	(43)	(91)
Total revenue	3,729	3,604	2,746	4,021	5,362
Cost of sales	(2,723)	(2,715)	(2,028)	(2,906)	(3,796)
Gross profit	1,005	889	718	1,115	1,566
Other income	66	65	70	75	103
Other gains and losses	97	79	(11)	59	39
S&D expenses	(350)	(339)	(291)	(366)	(481)
Administrative expenses	(413)	(353)	(334)	(344)	(430)
Other expenses	(12)	(12)	(22)	(23)	(5)
EBIT	393	329	131	515	793
Net finance income/(expense)	(68)	(76)	(80)	(49)	(27)
Finance income	5	5	5	8	7
Finance expenses	(73)	(81)	(85)	(56)	(34)
Share of profit of JV and associates	3	0	(1)	(8)	0
Pretax profit	327	254	50	458	766
Income tax	(86)	(63)	(47)	(114)	(140)
After tax profit	241	191	3	344	626
MI	1	0	0	0	0
Net profit	242	191	3	344	626
Core net profit	144	111	14	285	586
D&A	135	139	138	134	146
EBITDA	528	468	269	649	938

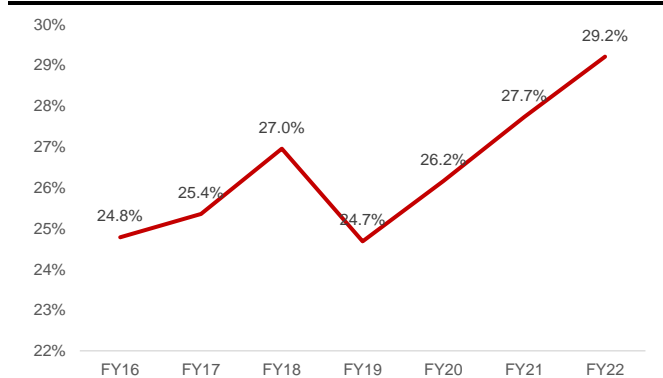
Source: Company data, CMBIGM

Figure 7: LK's revenue trend by product



Source: Company data, CMBIGM

Figure 8: LK's gross margin trend



Source: Company data, CMBIGM

Disclosures & Disclaimers

Analyst Certification

The research analyst who is primary responsible for the content of this research report, in whole or in part, certifies that with respect to the securities or issuer that the analyst covered in this report: (1) all of the views expressed accurately reflect his or her personal views about the subject securities or issuer; and (2) no part of his or her compensation was, is, or will be, directly or indirectly, related to the specific views expressed by that analyst in this report.

Besides, the analyst confirms that neither the analyst nor his/her associates (as defined in the code of conduct issued by The Hong Kong Securities and Futures Commission) (1) have dealt in or traded in the stock(s) covered in this research report within 30 calendar days prior to the date of issue of this report; (2) will deal in or trade in the stock(s) covered in this research report 3 business days after the date of issue of this report; (3) serve as an officer of any of the Hong Kong listed companies covered in this report; and (4) have any financial interests in the Hong Kong listed companies covered in this report.

CMBIGM Ratings

BUY	: Stock with potential return of over 15% over next 12 months
HOLD	: Stock with potential return of +15% to -10% over next 12 months
SELL	: Stock with potential loss of over 10% over next 12 months
NOT RATED	: Stock is not rated by CMBIGM

OUTPERFORM	: Industry expected to outperform the relevant broad market benchmark over next 12 months
MARKET-PERFORM	: Industry expected to perform in-line with the relevant broad market benchmark over next 12 months
UNDERPERFORM	: Industry expected to underperform the relevant broad market benchmark over next 12 months

CMB International Global Markets Limited

Address: 45/F, Champion Tower, 3 Garden Road, Hong Kong, Tel: (852) 3900 0888 Fax: (852) 3900 0800

CMB International Global Markets Limited ("CMBIGM") is a wholly owned subsidiary of CMB International Capital Corporation Limited (a wholly owned subsidiary of China Merchants Bank)

Important Disclosures

There are risks involved in transacting in any securities. The information contained in this report may not be suitable for the purposes of all investors. CMBIGM does not provide individually tailored investment advice. This report has been prepared without regard to the individual investment objectives, financial position or special requirements. Past performance has no indication of future performance, and actual events may differ materially from that which is contained in the report. The value of, and returns from, any investments are uncertain and are not guaranteed and may fluctuate as a result of their dependence on the performance of underlying assets or other variable market factors. CMBIGM recommends that investors should independently evaluate particular investments and strategies, and encourages investors to consult with a professional financial advisor in order to make their own investment decisions.

This report or any information contained herein, have been prepared by the CMBIGM, solely for the purpose of supplying information to the clients of CMBIGM or its affiliate(s) to whom it is distributed. This report is not and should not be construed as an offer or solicitation to buy or sell any security or any interest in securities or enter into any transaction. Neither CMBIGM nor any of its affiliates, shareholders, agents, consultants, directors, officers or employees shall be liable for any loss, damage or expense whatsoever, whether direct or consequential, incurred in relying on the information contained in this report. Anyone making use of the information contained in this report does so entirely at their own risk.

The information and contents contained in this report are based on the analyses and interpretations of information believed to be publicly available and reliable. CMBIGM has exerted every effort in its capacity to ensure, but not to guarantee, their accuracy, completeness, timeliness or correctness. CMBIGM provides the information, advices and forecasts on an "AS IS" basis. The information and contents are subject to change without notice. CMBIGM may issue other publications having information and/or conclusions different from this report. These publications reflect different assumption, point-of-view and analytical methods when compiling. CMBIGM may make investment decisions or take proprietary positions that are inconsistent with the recommendations or views in this report.

CMBIGM may have a position, make markets or act as principal or engage in transactions in securities of companies referred to in this report for itself and/or on behalf of its clients from time to time. Investors should assume that CMBIGM does or seeks to have investment banking or other business relationships with the companies in this report. As a result, recipients should be aware that CMBIGM may have a conflict of interest that could affect the objectivity of this report and CMBIGM will not assume any responsibility in respect thereof. This report is for the use of intended recipients only and this publication, may not be reproduced, reprinted, sold, redistributed or published in whole or in part for any purpose without prior written consent of CMBIGM.

Additional information on recommended securities is available upon request.

For recipients of this document in the United Kingdom

This report has been provided only to persons (I) falling within Article 19(5) of the Financial Services and Markets Act 2000 (Financial Promotion) Order 2005 (as amended from time to time) ("The Order") or (II) are persons falling within Article 49(2) (a) to (d) ("High Net Worth Companies, Unincorporated Associations, etc.") of the Order, and may not be provided to any other person without the prior written consent of CMBIGM.

For recipients of this document in the United States

CMBIGM is not a registered broker-dealer in the United States. As a result, CMBIGM is not subject to U.S. rules regarding the preparation of research reports and the independence of research analysts. The research analyst who is primary responsible for the content of this research report is not registered or qualified as a research analyst with the Financial Industry Regulatory Authority ("FINRA"). The analyst is not subject to applicable restrictions under FINRA Rules intended to ensure that the analyst is not affected by potential conflicts of interest that could bear upon the reliability of the research report. This report is intended for distribution in the United States solely to "major US institutional investors", as defined in Rule 15a-6 under the US, Securities Exchange Act of 1934, as amended, and may not be furnished to any other person in the United States. Each major US institutional investor that receives a copy of this report by its acceptance hereof represents and agrees that it shall not distribute or provide this report to any other person. Any U.S. recipient of this report wishing to effect any transaction to buy or sell securities based on the information provided in this report should do so only through a U.S.-registered broker-dealer.

For recipients of this document in Singapore

This report is distributed in Singapore by CMBI (Singapore) Pte. Limited (CMBISG) (Company Regn. No. 201731928D), an Exempt Financial Adviser as defined in the Financial Advisers Act (Cap. 110) of Singapore and regulated by the Monetary Authority of Singapore. CMBISG may distribute reports produced by its respective foreign entities, affiliates or other foreign research houses pursuant to an arrangement under Regulation 32C of the Financial Advisers Regulations. Where the report is distributed in Singapore to a person who is not an Accredited Investor, Expert Investor or an Institutional Investor, as defined in the Securities and Futures Act (Cap. 289) of Singapore, CMBISG accepts legal responsibility for the contents of the report to such persons only to the extent required by law. Singapore recipients should contact CMBISG at +65 6350 4400 for matters arising from, or in connection with the report.